

# LED All-in-one Display

## WL21-LTV

### INTRODUCTION

This LED wall is a new solution designed to radically simplify control and setup functions and will help participants and presenters interact more naturally and completely. Integrated studio-quality speakers enhance speech clarity, and cutting-edge operating system support improves overall performance. Discover this revolution today.

Keep your audience impressed from one event or exhibition to the next. From high-end boardrooms and receptions to galleries, auditoriums and other large venues, captivate your audience on magnificent screens.



### FEATURES

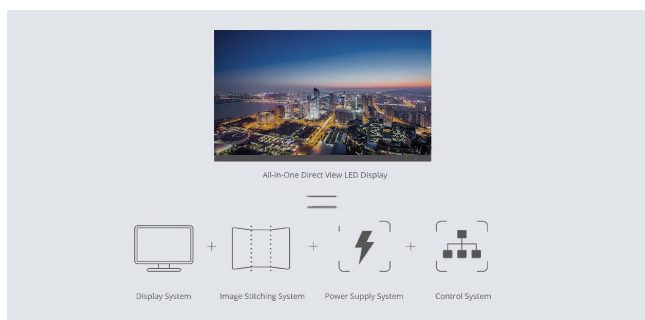
- Easy to install, no steel structure required, no secondary decoration required, comes with mounting brackets and frames, supports wall hanging, floor-standing and hoisting, and is suitable for various indoor environments.
- Highly integrated, infrared touch integrated frame design(optional).
- Ultra-light and ultra-thin design. The carefully designed double-layer structure of the integrated die-cast aluminum box is equipped with a profile frame. The single box weight is only 4KG while ensuring sufficient strength. The total thickness including the infrared frame is 51mm, and the box thickness is only 29mm.
- Built-in Android11 system, rich in APPS, highly scalable functions, and easy to operate;
- Support OPS with optional I7 quad-core, 8/16G memory, and 256G storage;
- Supports sound playback, built-in 2\*16W speakers;
- Three-in-one integrated design reduces component connection lines and reduces the difficulty of fault diagnosis, improves stability, and enables fool-proof maintenance(optional).
- One-button startup, ultra-low power standby, the standby power consumption of the whole machine is  $\leq 0.68w$ .
- Quick on-site installation, delivered in one box, on-site installation time is 30-120 minutes per person.

WL21-LTV



## UHD Perfect Presentation

Experience unparalleled clarity with our Ultra HD screens, ideal for luxury entertainment, high-end retail, and control rooms. Enjoy crisp, perfect for digital cinema and educational presentations. Our high gray scale performance ensures quality in low-light conditions, making it ideal for museums and galleries.



## Integrated Design

Free yourself from complex setups involving power sources, control systems, and intricate configurations—simply turn on the display. Ideal for users in environments like conference rooms or classrooms, where ease of use and quick setup are crucial for efficient operation.


## Easy Front Maintenance

Use our electric vacuum tool to easily replace LED modules while the display still has power. Minimizing downtime and ensuring continuous operation is critical. This user-friendly maintenance solution increases operational efficiency and reduces technical challenges.



## Easy To Use Magic Smart Pen.

With the Magic Smart Pen, you can navigate and activate menus just like using a mouse, while its cursor doubles as a laser pointer. This innovative tool enhances interactive presentations and educational sessions, allowing seamless navigation and emphasizing key points with ease.



## Audio-Visual Integration

Experience an immersive audiovisual journey with our system that features a high-quality built-in sound system, professionally tuned by audio experts. Enhanced with a fully upgraded audio parsing algorithm, our system delivers rich, clear soundscapes that transform any setting. Perfect for those seeking a profound sensory experience where sound depth and clarity matter.

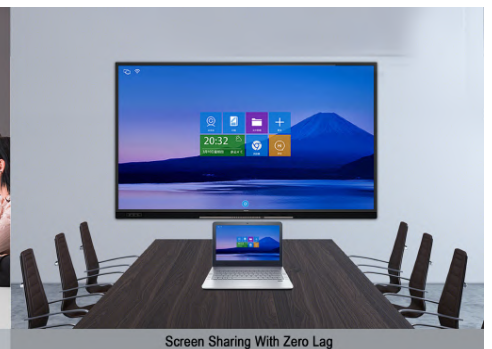
## 7/24 Reliable operation

Designed for durability, this professional-grade commercial display is built to operate reliably 24/7. Perfect for continuous use in high-demand environments like airports, hospitals, and retail spaces, it ensures uninterrupted service and performance around the clock.



## Wireless Screen Sharing Solution Quick Share.

Quick Share offers a wireless screen sharing solution through the WS series, USB transfer units, and an app. Simply use a USB adapter and built-in Wi-Fi to share your PC screen to a monitor without needing a remote to adjust settings like volume or brightness. Ideal for office meetings, it also displays agendas and notes before sessions start, enhancing collaboration and efficiency in corporate environments. Perfect for seamless, intuitive presentations and discussions.





Product Name		WL21-LTV108-1.2	WL21-LTV135-1.5	WL21-LTV163-1.8	WL21-LTV216-1.2
Machine Parameters	Resolution	1920*1080			3840*2160
	Screen Ratio	16:9			
	Overall Machine Size	2442*1482(L*H)	3042*1820(L*H)	3642*2175(L*H)	4842*2850(L*H)
	Display Size (Length*Height)	2400*1350	3000*1687.5	3600*2025	4800*2700
	Pixel Pitch (mm)	1.25	1.5625	1.875	1.25
	Recommended Viewing Distance (m)	2.5	3.1	3.8	3.0
	Maintenance Method	Full Front Maintenance			
	Installation Method	Wall Hanging/Floor/Hanging Installation Method			Wall Hanging
	Wall mount Thickness	76mm			
	Cabinet Material	Die Cast Aluminum			
	Face Frame Material	Aluminum Profile			
	Machine Color	Black			
	Face Frame Color	Black			
	Operating System	Android 8.0 (Android 11.0 Optional)			
System Parameters	RAM	3G (8G Optional)			
	ROM	16GB (64GB Optional)			
	OPS (Optional)	I7 Quad-Core; RAM 8/16G;ROM 256GB (Supports Up To 1TB Option)			
	Brightness	600-1000cd/m <sup>2</sup> (8 Levels Adjustable)			
Optical Parameters	Refresh	3840HZ			
	Grayscale	16Bits			
	Color Temperature	1000-10000K Adjustable			
	Viewing Angle	170°/170°			
	LED Life	100000 Hours			
Interface Parameters	USB3.0	3			
	USB2.0	2			
	HDMI Input	2			
	USB Touch	1			
	OPS USB2.0	1			
	Audio Output(3.5mm)	1			
	Audio Output(Spdif)	1			
	LAN	2			
Basic Function	Customized Startup Screen	Support			
	Welcome Screen	Support			
	U disk Play	Support			
	LAN	Support			
	Wi-Fi	Support			
	Bluetooth	Support			
	Mobile Screen Projection	Support			
	Screen Projector	Support			
	Touch (Optional)	Support			
	Videoconference	Support			
	Built-in Speaker	2*16W			
	External Camera	Support			
	Microphone External	Support			
	Audio External	Support			
Supported Formats	Picture	.jpg\jpeg\bmp\png			
	Video	.mp4\avi\asf\3gp\mov\dat\mpg			
	Audio	.mp3\m4a\aac			
Power Parameters	Use Voltage	220-240VAC 50/60Hz			
	Standby Power of The Whole Machine	≤0.68W			
	Average Power Of The Whole Machine	900W	1000W	1000W	1000W
	Maximum Power Of The Whole Machine	1800W	2600W	3200W	3200W