


# Standard Fine Pitch LED Display

## WL21-3216 Series

### INTRODUCTION


The WL21-3216 offers high-definition visuals perfect for indoor applications. Ideal for corporate lobbies, control rooms, and luxury retail environments, it enhances spaces with stunning clarity and vibrant imagery, ensuring a premium viewing experience for all indoor settings.



### FEATURES INDETAIL

#### Easy To Achieve 4K or Higher Resolution


Our fine-pitch LED display offers customizable splicing in any size and direction, supporting various video sources for easy creation of FHD and 4K large screens. Perfect for dynamic visual presentations in corporate, retail, and entertainment settings.



## WL21-3216 Series

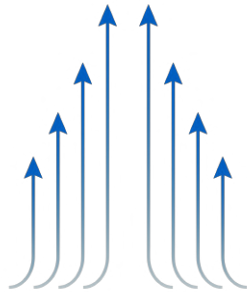
## Professional Image With High Refresh Rate

Up to 3840Hz high refresh rate keeps it high quality display performance even under professional camera, no water waves or screen flashing, totally meet the live show requirements.



## King Light Engineering Exclusively For Lamp

Using the specially designed lamp from King light Engineering, the lamp has a longer service life than the conventional copper bracket lamp, and has a high luminous consistency rate, which can prevent the screen color brightness from being different, can produce higher brightness through a larger current, and is not afraid of rust and corrosion.

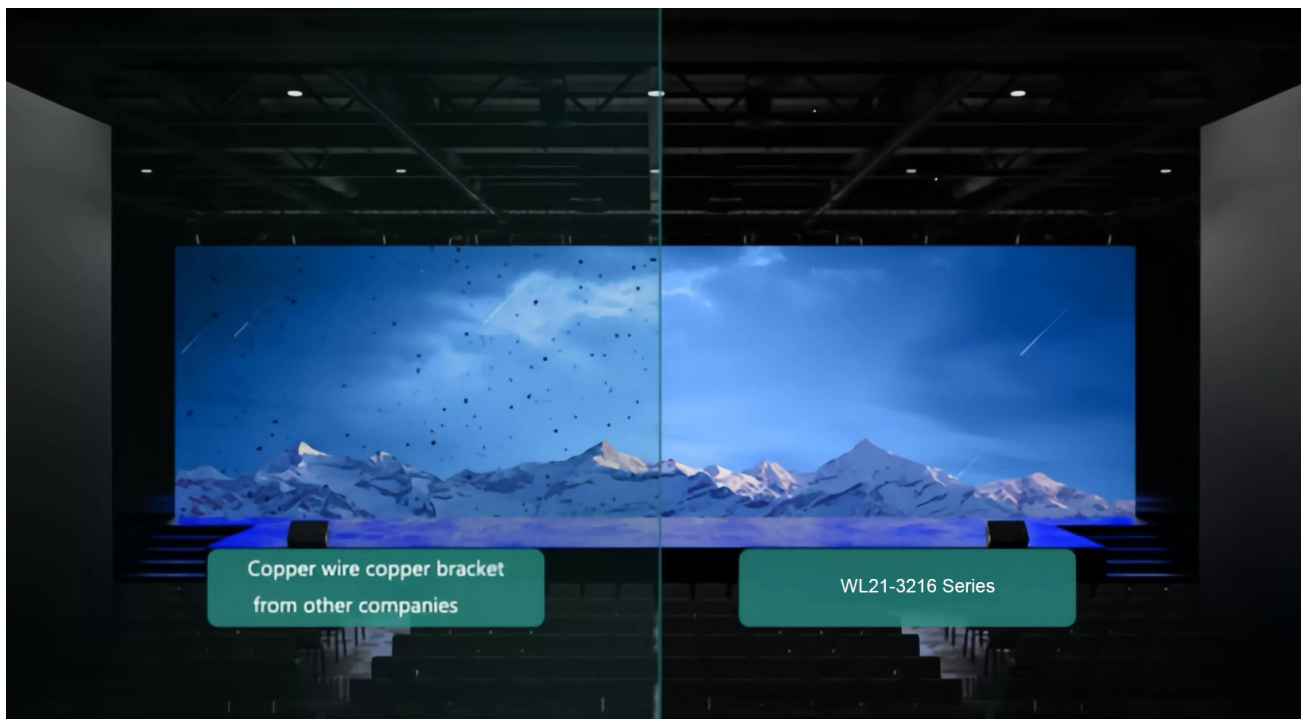


Brightness Up



## Good Consistency And Long Life

The WL21-3216 offers excellent consistency and longevity, ensuring reliable, uniform visual performance over an extended lifespan, ideal for sustained high-quality displays in any application.



## SPECIFICATIONS

Item	WL21-3216-P1.2	WL21-3216-P1.5	WL21-3216-P1.6	WL21-3216-P1.8	WL21-3216-P2.0	WL21-3216-P2.5	WL21-3216-P3.0	WL21-3216-P4.0
Pixel Pitch(mm)	1.25mm	1.53mm	1.667mm	1.86mm	2.0mm	2.5mm	3.076mm	4.0mm
Pixel Density (Pixels/Sqm)	640000	422500	360000	288906	250000	160000	105625	62500
Input Voltage	220V							
Lamp Type	SMD1010	SMD1212	SMD1212	SMD1515	SMD1515	SMD2020	SMD2020	SMD2020
Module Size	320×160mm							
Module Resolution(mm)	256×128	208×104	192×96	172×86	160×80	128×64	104×52	80×40
Optimum Viewing Distance	1.2m-15m	1.5m-20m	1.5m-20m	1.8m-28m	2.0m-25m	2.5m-30m	3.0m-40m	4.0m-40m
Horizontal Viewing Angle	≥160°							
Vertical Viewing Angle	≥140°							
Max. Power Consumption	32.5w	28.5w	26.5w	24.5w	22.5w	18.5w	17.5w	27.5w
Drive Mode	1/64	1/52	1/48	1/43	1/40	1/32	1/26	1/20
Refresh Rate	3840Hz							
White Balance Brightness	600 CD							
Weight	0.2kg	0.2kg	0.2kg	0.2kg	0.18kg	0.18kg	0.18kg	0.18kg
Operating Temp(°C)	-20°C~60°C							
Storage Temp(°C)	-25°C~60°C							
Humidity Range	10%~90%, Non-Condensing							
Life Time	75,000~100,000hr							